

# Whitfield State School – Classroom Modernisation Program

**Aim:** Every day, children learning in engaging, digitally rich classroom spaces that support & empower them to be agents of their own learning.

## Current Situation: Block 12 – Prep



Figure 1& 2- Open & small withdrawal spaces that double as open shelved storage



Figure 3, 4, 5 & 6 – open shelved and cluttered storage. 3 x internal kitchen/sink spaces + 2 external sinks.




Figure 7 & 8 - 14 year old mobile data projectors/ interactive whiteboards. No pinboards or learner whiteboards. End of life Wi-fi system



## Current Situation: Block 4 – Year 3




Figure 9 – open shelves and sinks. Open shelved storage. Withdrawal room used as office space for support staff – not visible to teacher. 1 withdrawal room for entire block. Sliding door continually needs repair and repeated vandalism point.



Figure 10 – 12 year old data projector and whiteboard. End of life wi-fi system. Desktop computers out of warranty 5-7 years old. Board not interactive.



Figure 11 – small number of pin boards or none. Blue tack used for visible learning – degrades paint lifespan significantly. No learner walls. Open sided and limited storage.

## Preferred Outcome: Modernised Classroom spaces

- **Upgraded technology** – Touch screen LCDs, Soundfields, higher speed/ higher density Wifi & Mobile device sets
- **Versatile additional learning spaces** – teacher observable shared break out spaces for support and independent/ group work – increased space for flexible groupings.
- **Increased Distraction Reducing Storage** – Increases to guided inquiry learning in Maths requires increased storage and closed cupboards limits distracting clutter, thereby decreasing cognitive load.
- **'Teacher walls' supported by 'Learner walls'** - Increased number of student use whiteboards and pinboardwalls support – connected to high impact collaborative and visible learning approaches



Figure 12- Teacher Walls – Storage, Whiteboards, TV, Soundfield, teacher nook etc.



Figure 12 & 13- Learner Walls – Whiteboards & pin board walls. In-built seating and storage



Figure 14 - Learner Walls – Whiteboards & pin board walls. In-built seating and storage.



Figure 15 – strong natural light and highly visible breakout spaces for learning

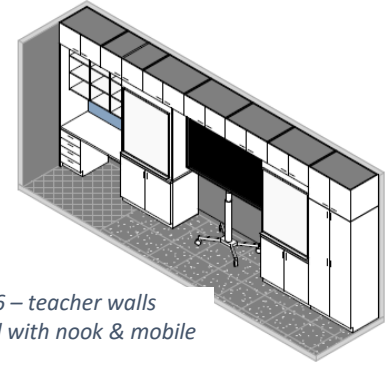


Figure 16 – teacher walls designed with nook & mobile monitor

## Preferred Outcome: Classroom Floor Plans

### Block 4 & 1 Classroom floor plan

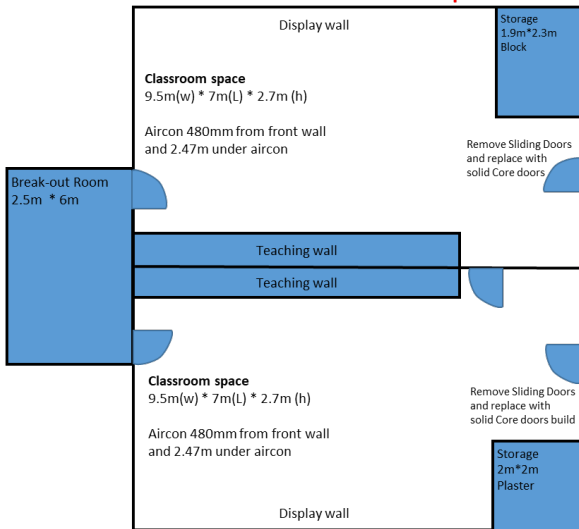


Figure 17 – concept of double teaching space in block 4 – externally built breakout rooms & enhanced security through solid core external doors

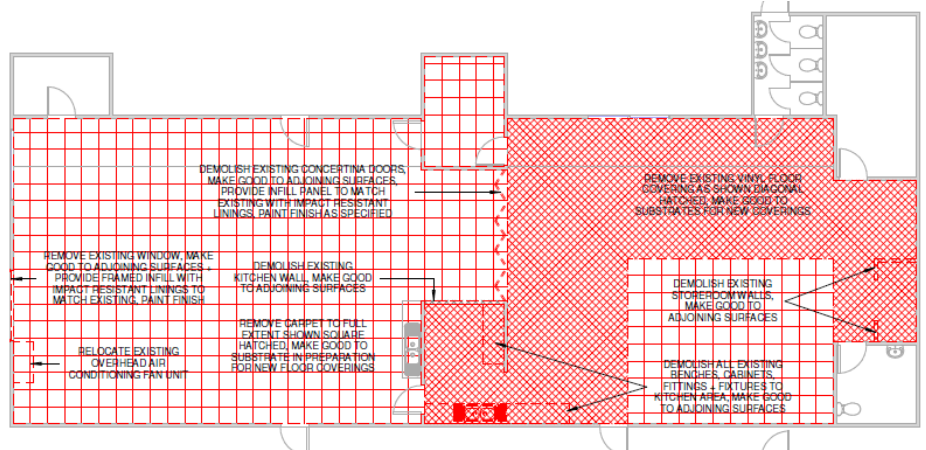


Figure 18 – Demolition plan for block 12

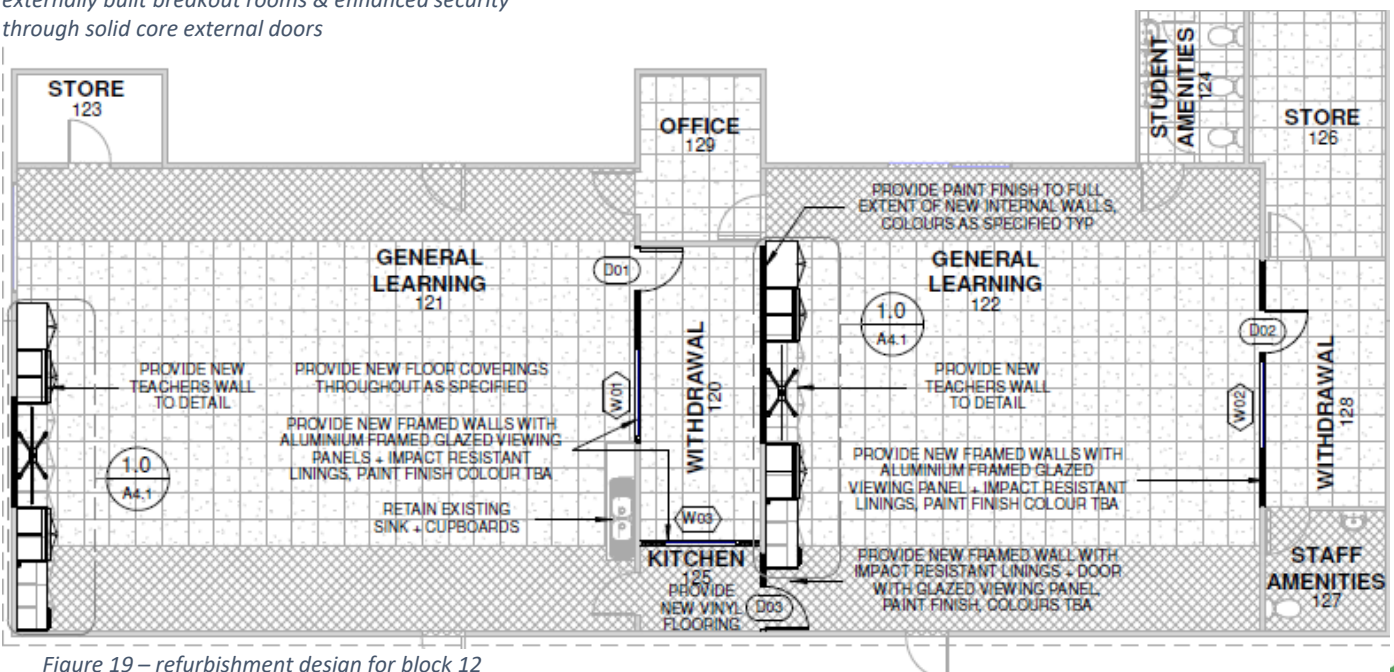


Figure 19 – refurbishment design for block 12